



SOUNDWELL®

http://soundwell-cn.com


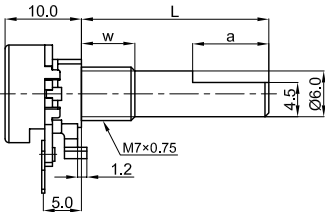
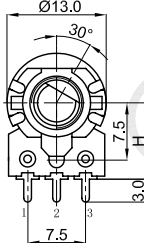
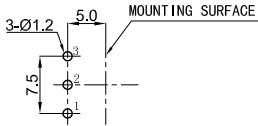

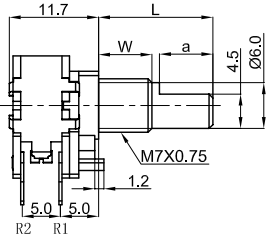
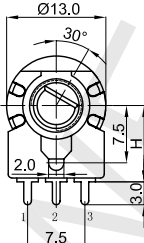
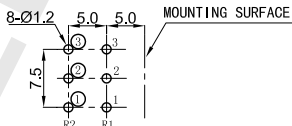

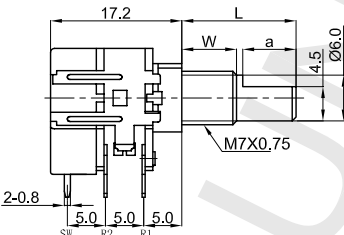
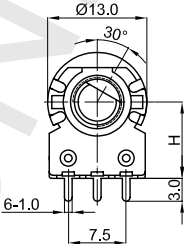
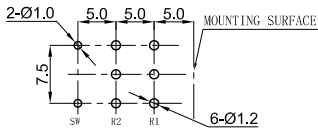
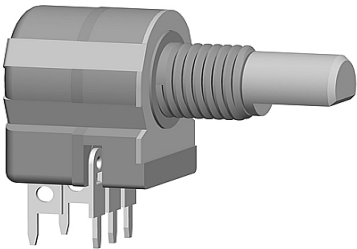
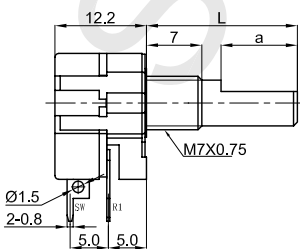
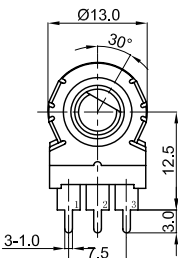
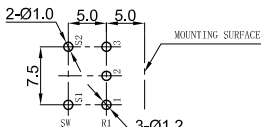
RD12 Series POTENTIOMETER



企业微信，扫码有惊喜



升威官网，发现更多产品

MODEL 品名	DIMENSIONS 尺寸	UNIT:mm																				
RD1280NO <input type="checkbox"/> 0X-VA <input type="checkbox"/>	    <p>P.C.B.MOUNTING HOLES DETAIL</p> <table border="1"> <thead> <tr> <th><input type="checkbox"/></th> <th><input type="checkbox"/></th> <th>H</th> <th>W</th> </tr> </thead> <tbody> <tr> <td>RD1280NO <input type="checkbox"/> 0X VA <input type="checkbox"/> 1</td> <td></td> <td>10.0</td> <td>5.0</td> </tr> <tr> <td>RD1280NO <input type="checkbox"/> 0X VA <input type="checkbox"/> 2</td> <td></td> <td>12.5</td> <td>5.0</td> </tr> <tr> <td>RD1280NO <input type="checkbox"/> 0X VA <input type="checkbox"/> 1</td> <td></td> <td>10.0</td> <td>7.0</td> </tr> <tr> <td>RD1280NO <input type="checkbox"/> 0X VA <input type="checkbox"/> 2</td> <td></td> <td>12.5</td> <td>7.0</td> </tr> </tbody> </table> <p>SHAFT SHOWN IN FULL C.C.W. POSITION</p>	<input type="checkbox"/>	<input type="checkbox"/>	H	W	RD1280NO <input type="checkbox"/> 0X VA <input type="checkbox"/> 1		10.0	5.0	RD1280NO <input type="checkbox"/> 0X VA <input type="checkbox"/> 2		12.5	5.0	RD1280NO <input type="checkbox"/> 0X VA <input type="checkbox"/> 1		10.0	7.0	RD1280NO <input type="checkbox"/> 0X VA <input type="checkbox"/> 2		12.5	7.0	
<input type="checkbox"/>	<input type="checkbox"/>	H	W																			
RD1280NO <input type="checkbox"/> 0X VA <input type="checkbox"/> 1		10.0	5.0																			
RD1280NO <input type="checkbox"/> 0X VA <input type="checkbox"/> 2		12.5	5.0																			
RD1280NO <input type="checkbox"/> 0X VA <input type="checkbox"/> 1		10.0	7.0																			
RD1280NO <input type="checkbox"/> 0X VA <input type="checkbox"/> 2		12.5	7.0																			
RD1280GO <input type="checkbox"/> 0X-VA <input type="checkbox"/>	    <p>P.C.B.MOUNTING HOLES DETAIL</p> <table border="1"> <thead> <tr> <th><input type="checkbox"/></th> <th><input type="checkbox"/></th> <th>H</th> <th>W</th> </tr> </thead> <tbody> <tr> <td>RD1280NO <input type="checkbox"/> 0X VA <input type="checkbox"/> 1</td> <td></td> <td>10.0</td> <td>5.0</td> </tr> <tr> <td>RD1280NO <input type="checkbox"/> 0X VA <input type="checkbox"/> 2</td> <td></td> <td>12.5</td> <td>5.0</td> </tr> <tr> <td>RD1280NO <input type="checkbox"/> 0X VA <input type="checkbox"/> 1</td> <td></td> <td>10.0</td> <td>7.0</td> </tr> <tr> <td>RD1280NO <input type="checkbox"/> 0X VA <input type="checkbox"/> 2</td> <td></td> <td>12.5</td> <td>7.0</td> </tr> </tbody> </table> <p>SHAFT SHOWN IN FULL C.C.W. POSITION</p>	<input type="checkbox"/>	<input type="checkbox"/>	H	W	RD1280NO <input type="checkbox"/> 0X VA <input type="checkbox"/> 1		10.0	5.0	RD1280NO <input type="checkbox"/> 0X VA <input type="checkbox"/> 2		12.5	5.0	RD1280NO <input type="checkbox"/> 0X VA <input type="checkbox"/> 1		10.0	7.0	RD1280NO <input type="checkbox"/> 0X VA <input type="checkbox"/> 2		12.5	7.0	
<input type="checkbox"/>	<input type="checkbox"/>	H	W																			
RD1280NO <input type="checkbox"/> 0X VA <input type="checkbox"/> 1		10.0	5.0																			
RD1280NO <input type="checkbox"/> 0X VA <input type="checkbox"/> 2		12.5	5.0																			
RD1280NO <input type="checkbox"/> 0X VA <input type="checkbox"/> 1		10.0	7.0																			
RD1280NO <input type="checkbox"/> 0X VA <input type="checkbox"/> 2		12.5	7.0																			
RD1281SGJ0X-VA <input type="checkbox"/>	    <p>P.C.B.MOUNTING HOLES DETAIL</p> <table border="1"> <thead> <tr> <th><input type="checkbox"/></th> <th>H</th> <th>W</th> </tr> </thead> <tbody> <tr> <td>VA1</td> <td>10.0</td> <td>5</td> </tr> <tr> <td>VA2</td> <td>12.5</td> <td>7</td> </tr> </tbody> </table> <p>SHAFT SHOWN IN FULL C.C.W. POSITION</p>	<input type="checkbox"/>	H	W	VA1	10.0	5	VA2	12.5	7												
<input type="checkbox"/>	H	W																				
VA1	10.0	5																				
VA2	12.5	7																				
RD1281SNA0X-VA2	    <p>P.C.B.MOUNTING HOLES DETAIL</p> <p>SHAFT SHOWN IN FULL C.C.W. POSITION</p>																					